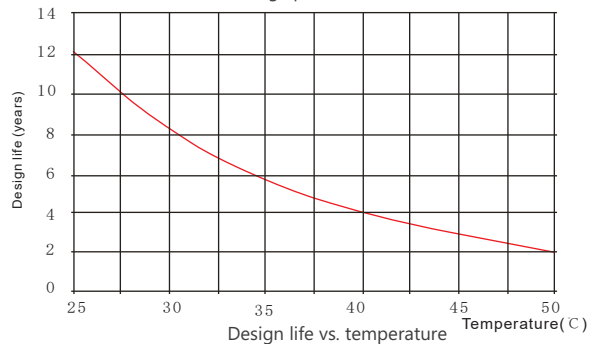
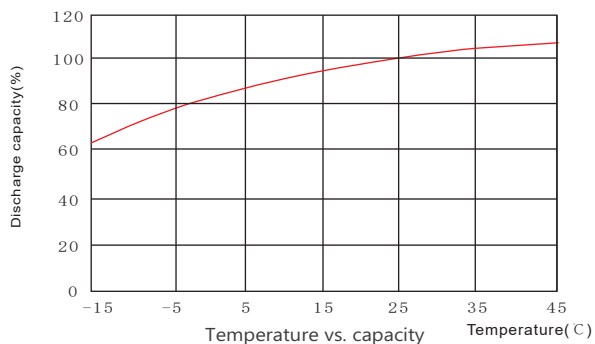
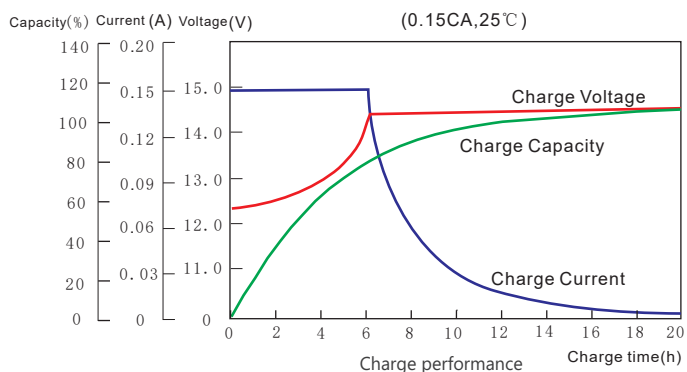
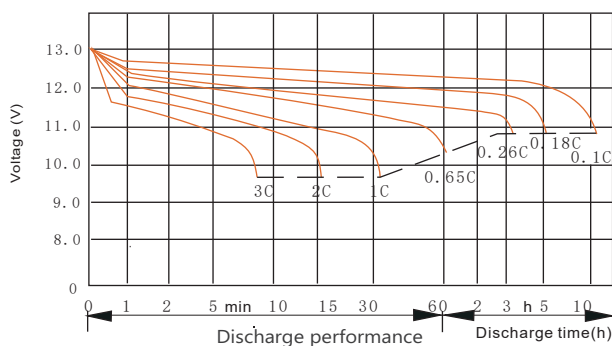


Discharge Data

Constant Current Discharge Data (25°C, A)													
End Voltage (V/cell)	min						h						
	10	15	20	25	30	45	1	1.5	2	3	5	6	10
1.60	583	488	396	335	274	205	153	121	95.0	68.4	42.9	36.6	23.9
1.65	561	470	383	324	264	199	148	118	92.9	66.4	42.2	36.1	23.8
1.67	542	455	372	316	257	194	146	116	91.3	65.1	41.7	35.7	23.6
1.70	524	439	361	304	251	190	143	114	89.9	63.8	41.0	35.5	23.5
1.75	493	421	343	290	238	182	138	110	87.4	61.9	40.7	35.0	23.2
1.80	460	396	323	277	227	174	132	106	84.6	59.4	39.6	34.5	23.0

Constant Power Discharge Data (25°C, W/cell)													
End Voltage (V/cell)	min						h						
	10	15	20	25	30	45	1	1.5	2	3	5	6	10
1.60	960	858	738	617	517	410	323	260	197	135	91.5	80.4	50.5
1.65	920	834	716	605	506	401	314	252	193	131	90.5	79.2	49.3
1.67	886	800	691	593	496	394	309	244	188	129	87.7	77.2	49.0
1.70	852	786	666	572	486	386	302	240	185	126	86.8	76.6	48.5
1.75	817	750	641	554	472	380	294	233	182	124	85.9	74.8	47.6
1.80	779	715	614	533	448	370	281	227	176	122	83.0	72.9	46.1

Performance Curve



Disclaimer: The manufacturer reserves the right to amend and/or vary the specifications and parameters of the product and apply updates accordingly at any time. It is the sole responsibility of the buyer and user of the product to ensure all applicable product specifications referred to are valid and up to date. All product specifications are available upon request. Batteries must be installed in accordance with standard BS EN IEC 62485-2:2018, and in accordance with manufacturer's guidelines. (available upon request)