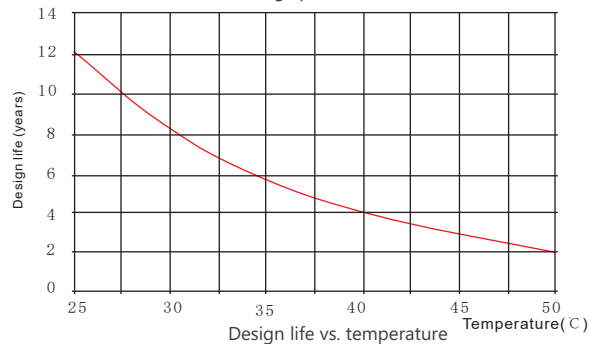
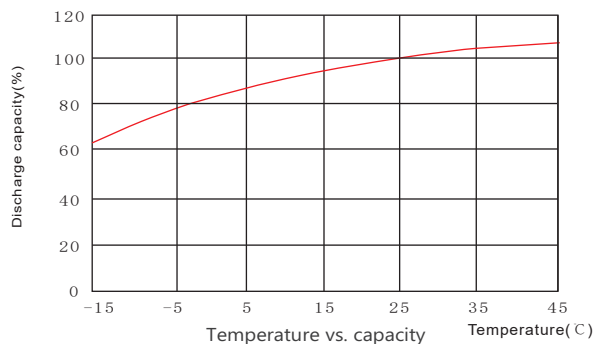
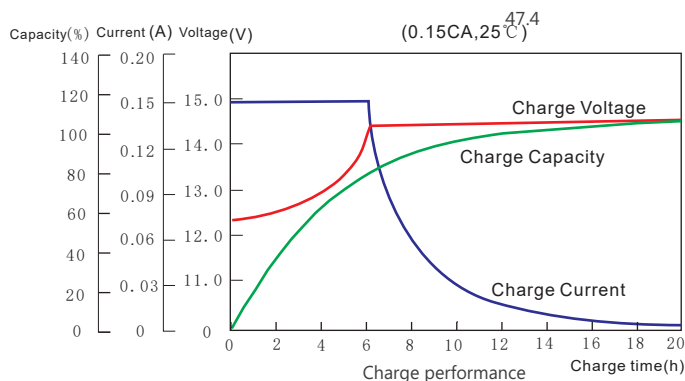
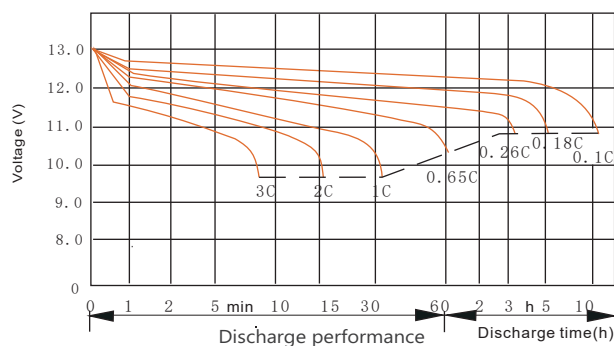


Discharge Data

Constant Current Discharge Data (25°C, A)													
End Voltage (V/cell)	min						h						
	10	15	20	25	30	45	1	1.5	2	3	5	6	10
1.60	461	408	343	290	227	177	134	101	78.3	58.6	36.7	31.4	20.8
1.65	440	400	331	281	220	172	130	98	76.5	56.9	36.2	31.0	20.7
1.67	428	394	322	273	213	168	127	96.7	75.3	55.8	35.7	30.6	20.6
1.70	410	380	313	264	208	165	124	95.8	74.2	54.7	35.1	30.4	20.4
1.75	385	365	297	251	198	158	120	93	72.2	53.1	34.9	30.0	20.2
1.80	361	320	280	239	188	151	115	89.2	69.8	50.9	33.9	29.5	20.0

Constant Power Discharge Data (25°C, W/cell)													
End Voltage (V/cell)	min						h						
	10	15	20	25	30	45	1	1.5	2	3	5	6	10
1.60	826	740	606	523	441	347	253	211	160	108	73.1	64.1	41.5
1.65	800	725	588	513	432	339	251	205	156	105	71.9	63.0	40.6
1.67	784	720	568	502	423	333	250	198	152	102	70.2	61.5	40.3
1.70	751	699	547	485	414	326	246	194	150	100	69.4	61.0	39.9
1.75	717	664	526	469	404	320	238	189	147	98.6	68.2	59.6	39.2
1.80	684	605	513	452	386	310	229	184	143	96.8	66.1	58.1	37.9

Performance Curve



Disclaimer: The manufacturer reserves the right to amend and/or vary the specifications and parameters of the product and apply updates accordingly at any time. It is the sole responsibility of the buyer and user of the product to ensure all applicable product specifications referred to are valid and up to date. All product specifications are available upon request. Batteries must be installed in accordance with standard BS EN IEC 62485-2:2018, and in accordance with manufacturer's guidelines. (available upon request)