

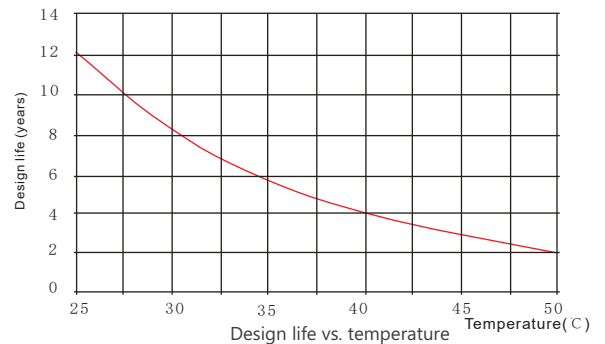
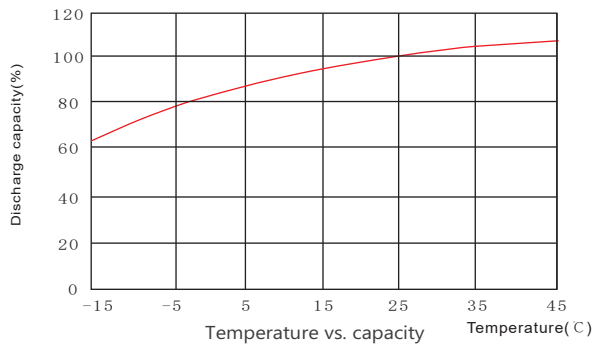
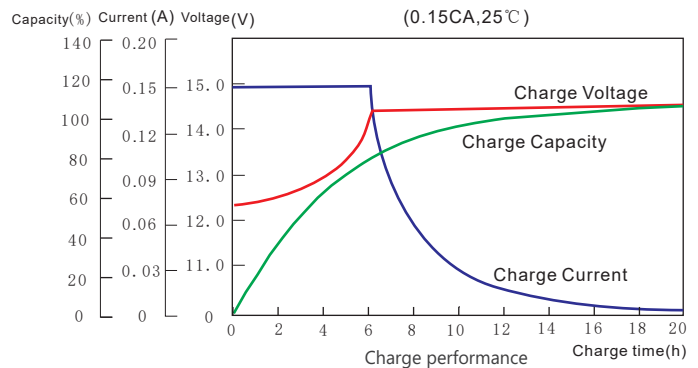
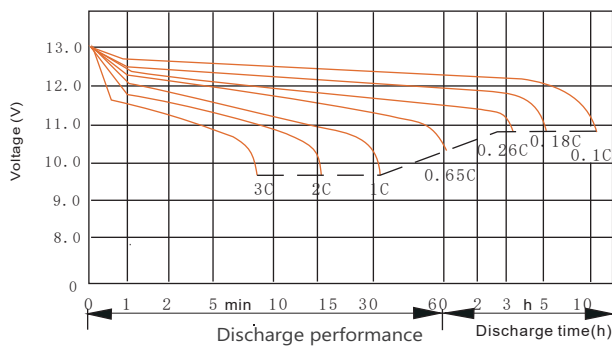


## Discharge Data

Constant Current Discharge Data (25°C, A)													
End Voltage (V/cell)	min						h						
	10	15	20	25	30	45	1	1.5	2	3	5	6	10
1.60	450	386	324	274	223	168	120	97	74.3	53.9	34.7	29.7	18.5
1.65	431	372	313	266	217	163	116	95	72.8	52.3	34.2	29.3	18.4
1.67	417	360	304	258	211	159	114	93.0	71.4	51.3	33.8	28.9	18.3
1.70	403	346	296	249	205	156	112	91.4	70.3	50.3	33.2	28.8	18.2
1.75	380	333	281	237	196	149	108	88.6	68.4	48.8	33.0	28.4	18.1
1.80	353	313	262	226	186	142	104	85.4	66.2	46.8	32.1	27.9	18.0

Constant Power Discharge Data (25°C, W/cell)													
End Voltage (V/cell)	min						h						
	10	15	20	25	30	45	1	1.5	2	3	5	6	10
1.60	792	695	574	495	425	318	255	194	147	101	68.4	59.9	37.6
1.65	759	675	557	486	417	311	248	188	143	97.9	67.2	59.0	36.7
1.67	731	660	538	476	409	305	243	182	140	95.9	65.6	57.5	36.5
1.70	703	640	518	459	399	300	238	178	138	93.8	64.9	57.1	36.1
1.75	675	609	498	444	388	296	231	174	135	92.2	63.8	55.7	35.5
1.80	642	587	478	428	372	284	221	169	131	90.5	61.8	54.3	34.4

## Performance Curve



Disclaimer: The manufacturer reserves the right to amend and/or vary the specifications and parameters of the product and apply updates accordingly at any time. It is the sole responsibility of the buyer and user of the product to ensure all applicable product specifications referred to are valid and up to date. All product specifications are available upon request. Batteries must be installed in accordance with standard BS EN IEC 62485-2:2018, and in accordance with manufacturer's guidelines. (available upon request)