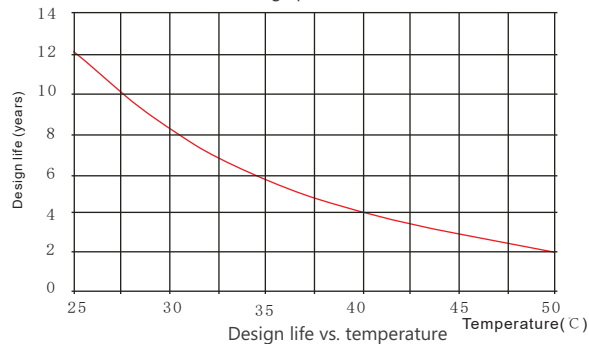
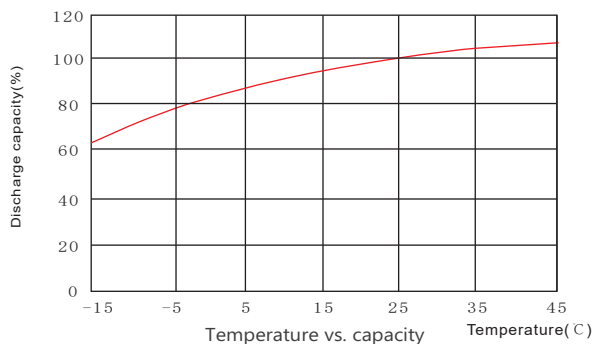
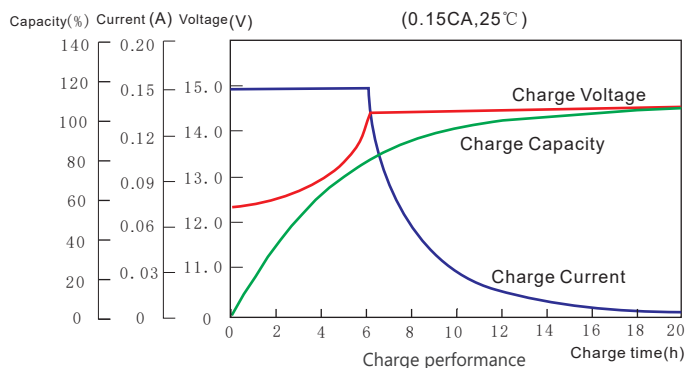
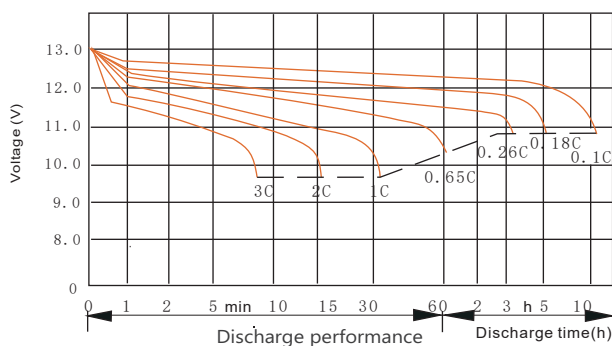


Discharge Data

Constant Current Discharge Data (25°C, A)													
End Voltage (V/cell)	min						h						
	10	15	20	25	30	45	1	1.5	2	3	5	6	10
1.60	340	279	226	192	158	116	89.7	73.5	55.6	39.5	24.8	21.1	14.1
1.65	327	269	219	186	153	113	86.9	71.8	54.5	38.3	24.4	20.9	14.0
1.67	316	260	213	180	148	110	85.2	70.4	53.4	37.6	24.1	20.6	13.9
1.70	306	251	207	174	144	108	83.5	69.2	52.6	36.9	23.7	20.5	13.8
1.75	288	241	196	166	139	103	81.0	67.1	51.3	35.8	23.5	20.2	13.6
1.80	268	226	185	158	131	98.5	77.7	64.6	49.6	34.3	22.8	19.9	13.5

Constant Power Discharge Data (25°C, W/cell)													
End Voltage (V/cell)	min						h						
	10	15	20	25	30	45	1	1.5	2	3	5	6	10
1.60	588	524	426	367	316	237	190	149	106	77.3	52.4	45.9	28.8
1.65	563	510	413	360	309	232	184	144	104	75.0	52.1	45.2	28.4
1.67	542	490	399	353	304	227	180	140	101	73.5	50.3	44.1	27.8
1.70	522	474	384	340	296	223	177	137	100	71.9	49.8	43.7	27.4
1.75	500	457	370	329	288	219	172	133	98	70.7	48.9	42.7	26.9
1.80	476	437	354	317	277	212	165	130	95	69.4	47.4	41.6	26.1

Performance Curve



Disclaimer: The manufacturer reserves the right to amend and/or vary the specifications and parameters of the product and apply updates accordingly at any time. It is the sole responsibility of the buyer and user of the product to ensure all applicable product specifications referred to are valid and up to date. All product specifications are available upon request. Batteries must be installed in accordance with standard BS EN IEC 62485-2:2018, and in accordance with manufacturer's guidelines. (available upon request)