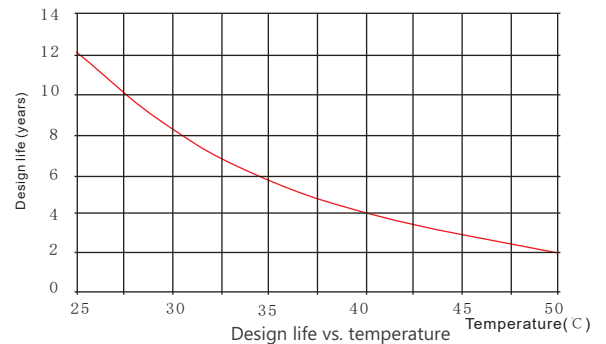
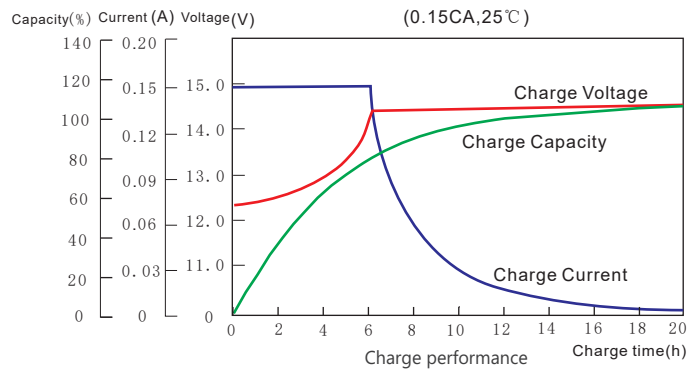
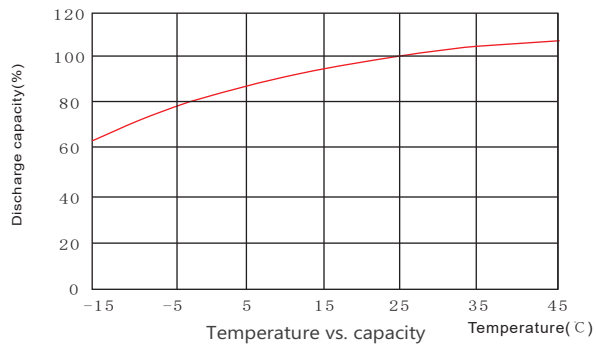
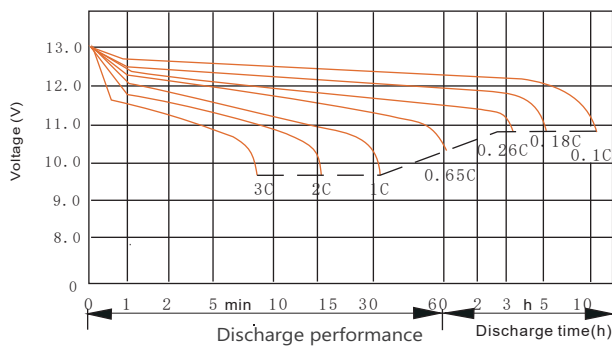


Discharge Data

Constant Current Discharge Data (25°C, A)													
End Voltage (V/cell)	min						h						
	10	15	20	25	30	45	1	1.5	2	3	5	6	10
1.60	258	213	190	162	128	96.2	70.0	52.4	39.0	29.7	19.3	16.5	11.0
1.65	250	209	181	155	123	93.7	66.3	50.8	38.0	28.8	18.7	16.1	10.7
1.67	247	200	175	150	119	90.4	65.3	50.0	37.2	28.4	18.4	15.9	10.6
1.70	233	187	165	142	114	87.3	62.5	49.0	36.6	27.9	18.1	15.7	10.4
1.75	214	174	153	132	107	82.5	60.0	47.6	35.6	27.1	17.7	15.4	10.2
1.80	198	160	145	125	101	76.3	56.7	45.8	34.4	26.3	17.3	15.0	10.0

Constant Power Discharge Data (25°C, W/cell)													
End Voltage (V/cell)	min						h						
	10	15	20	25	30	45	1	1.5	2	3	5	6	10
1.60	466	395	346	286	242	186	137	104	79.3	56.9	40.3	34.3	22.6
1.65	452	392	335	277	234	181	131	101	76.8	55.1	39.2	33.8	22.4
1.67	447	390	329	271	227	177	129	99	75.1	54.3	38.3	33.3	22.2
1.70	426	385	321	266	221	175	126	97	73.8	53.5	37.7	32.7	21.9
1.75	401	365	308	256	213	170	123	95	72.3	52.0	36.9	32.1	21.6
1.80	375	340	298	247	205	163	118	91.1	69.8	50.2	35.9	31.3	21.2

Performance Curve



Disclaimer: The manufacturer reserves the right to amend and/or vary the specifications and parameters of the product and apply updates accordingly at any time. It is the sole responsibility of the buyer and user of the product to ensure all applicable product specifications referred to are valid and up to date. All product specifications are available upon request. Batteries must be installed in accordance with standard BS EN IEC 62485-2:2018, and in accordance with manufacturer's guidelines. (available upon request)