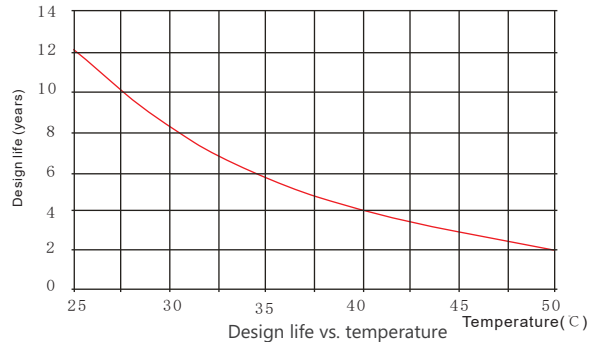
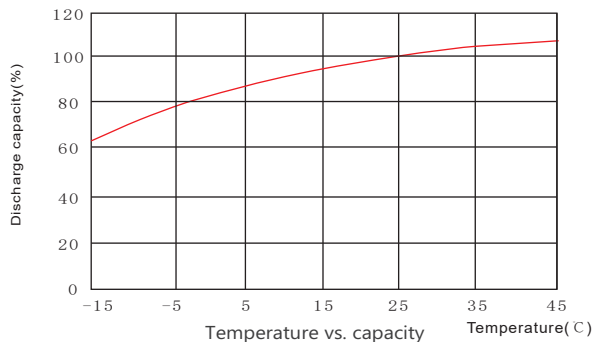
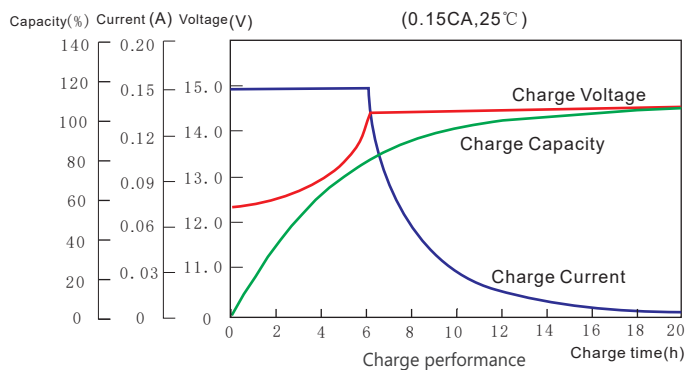
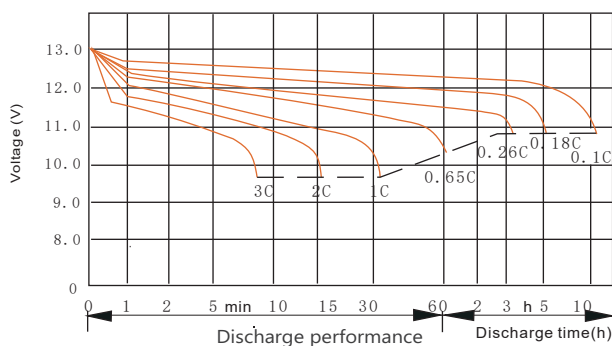


Discharge Data

Constant Current Discharge Data (25°C, A)													
End Voltage (V/cell)	min						h						
	10	15	20	25	30	45	1	1.5	2	3	5	6	10
1.60	235	198	165	140	116	83.3	62.2	45.8	36.3	26.2	16.9	14.4	9.90
1.65	223	191	157	135	112	81.2	60.1	44.5	35.3	25.4	16.3	14.1	9.63
1.67	214	182	152	130	108	78.4	58.4	43.7	34.7	25.1	16.1	13.9	9.54
1.70	201	171	143	123	104	75.7	56.1	42.9	34.1	24.6	15.9	13.7	9.36
1.75	189	159	133	114	97	71.5	54.0	41.7	33.1	23.9	15.5	13.4	9.18
1.80	175	146	126	108	91.7	66.2	51.4	40.1	32.0	23.2	15.2	13.2	9.00

Constant Power Discharge Data (25°C, W/cell)													
End Voltage (V/cell)	min						h						
	10	15	20	25	30	45	1	1.5	2	3	5	6	10
1.60	408	352	297	245	210	162	128	96.9	73.2	54.7	34.6	29.5	19.4
1.65	396	345	288	238	203	157	124	94.3	71.1	53.3	33.7	29.0	19.2
1.67	388	340	282	233	197	154	122	91.9	69.3	52.2	32.8	28.6	19.1
1.70	380	330	275	228	192	152	119	90.3	68.1	51.5	32.4	28.1	18.8
1.75	369	318	264	220	185	147	116	88.1	66.7	49.9	31.7	27.6	18.5
1.80	354	305	256	212	178	141	111	84.9	64.4	48.4	30.8	26.9	18.2

Performance Curve



Disclaimer: The manufacturer reserves the right to amend and/or vary the specifications and parameters of the product and apply updates accordingly at any time. It is the sole responsibility of the buyer and user of the product to ensure all applicable product specifications referred to are valid and up to date. All product specifications are available upon request. Batteries must be installed in accordance with standard BS EN IEC 62485-2:2018, and in accordance with manufacturer's guidelines. (available upon request)