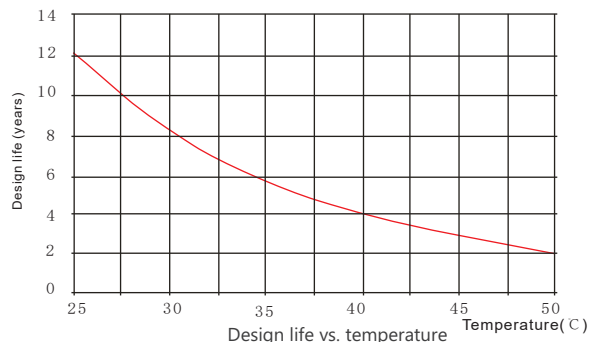
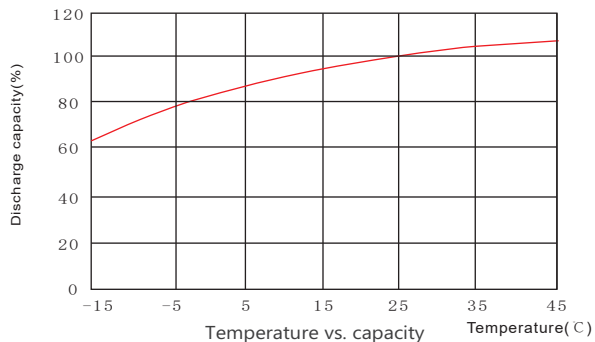
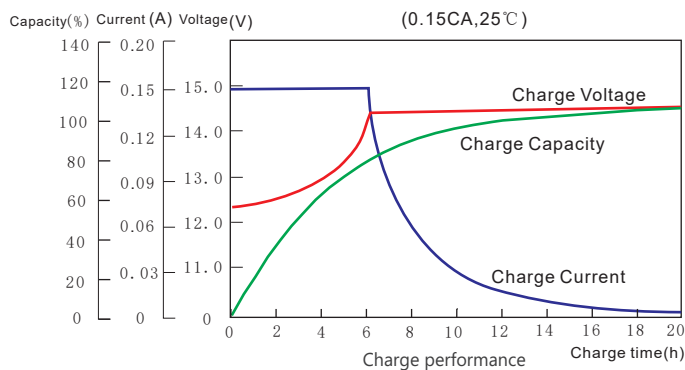
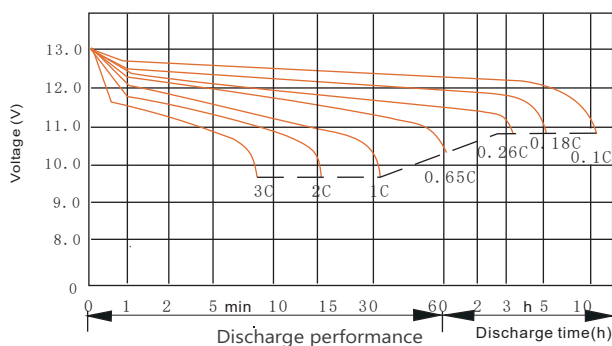


Discharge Data

Constant Current Discharge Data (25°C, A)													
End Voltage (V/cell)	min						h						
	10	15	20	25	30	45	1	1.5	2	3	5	6	10
1.60	195	162	143	122	98.8	72.1	51.8	39.3	31.1	22.3	14.5	12.4	8.54
1.65	184	157	136	117	95.0	70.3	50.2	38.1	30.2	21.6	14.0	12.1	8.30
1.67	176	150	131	113	91.2	67.8	48.7	37.5	29.7	21.3	13.8	11.9	8.23
1.70	167	141	124	107	87.7	65.5	46.8	36.8	29.2	20.9	13.6	11.7	8.07
1.75	157	130	115	99.0	82.0	61.9	45.0	35.7	28.4	20.3	13.3	11.5	7.92
1.80	144	120	109	94.0	77.7	57.3	42.8	34.4	27.4	19.7	13.0	11.3	7.50

Constant Power Discharge Data (25°C, W/cell)													
End Voltage (V/cell)	min						h						
	10	15	20	25	30	45	1	1.5	2	3	5	6	10
1.60	384	335	288	238	194	155	113	93.2	71.1	53.1	33.6	28.6	18.9
1.65	373	325	279	231	188	151	110	90.7	69.0	51.7	32.7	28.1	18.7
1.67	365	320	274	226	182	148	108	88.4	67.3	50.7	31.9	27.7	18.5
1.70	357	314	267	221	178	146	106	86.8	66.1	50.0	31.4	27.3	18.3
1.75	348	302	257	214	171	142	102	84.7	64.8	48.5	30.7	26.8	18.0
1.80	334	290	249	206	164	136	98.6	81.7	62.6	46.9	29.9	26.1	17.7

Performance Curve



Disclaimer: The manufacturer reserves the right to amend and/or vary the specifications and parameters of the product and apply updates accordingly at any time. It is the sole responsibility of the buyer and user of the product to ensure all applicable product specifications referred to are valid and up to date. All product specifications are available upon request. Batteries must be installed in accordance with standard BS EN IEC 62485-2:2018, and in accordance with manufacturer's guidelines. (available upon request)