

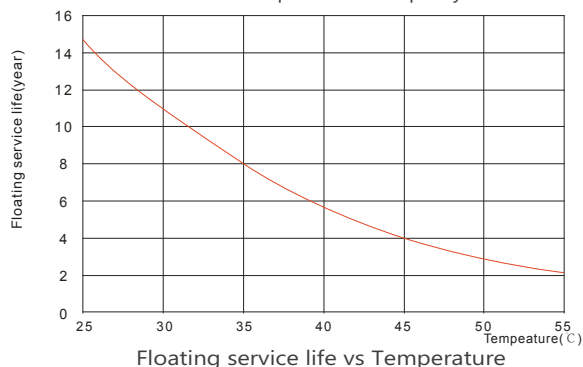
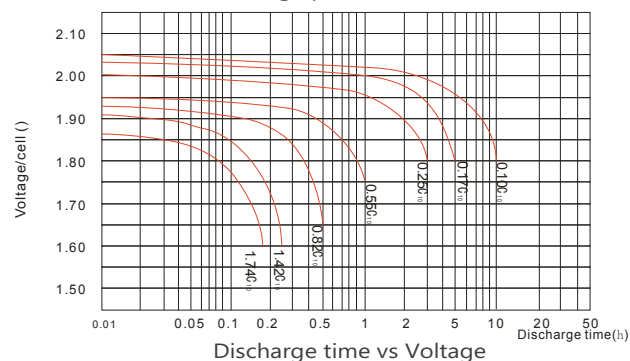
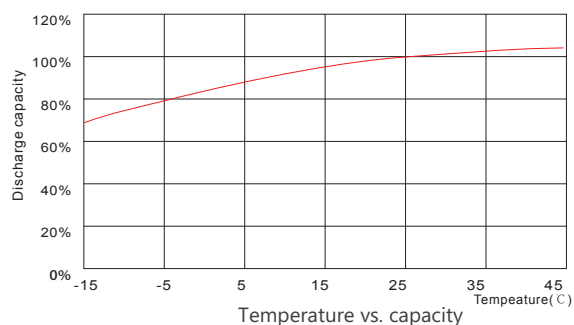
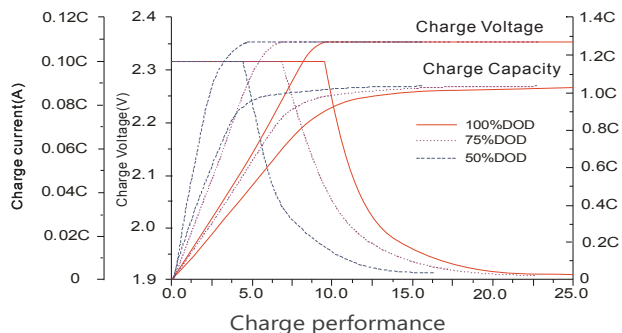


## Discharge Data

Constant Current Discharge Data (35°C, A)												
End Voltage (V/cell)	min	h										
	30	1	2	3	4	5	6	8	10	24	48	100
1.75	604	378	233	171	143	115	101.0	80.9	69.3	29.7	16.7	8.8
1.80	565	368	229	168	141	114	100.0	80.1	68.2	29.5	16.3	8.6
1.85	506	353	221	164	138	111	98.5	78.5	65.2	29.1	15.2	8.3
1.88	486	341	215	162	136	110	97.2	77.7	60.9	28.9	14.6	8.1
1.90	469	323	212	159	134	108	96.3	76.7	59.9	28.7	14.5	8.0

Constant Power Discharge Data (35°C, W/cell)												
End Voltage (V/cell)	min	h										
	30	1	2	3	4	5	6	8	10	24	48	100
1.75	1122	734	465	339	256	230	202	166	138	68.2	32.9	16.6
1.80	1050	702	449	330	245	226	198	164	135	67.0	31.8	16.3
1.85	919	646	427	315	227	219	193	160	132	64.8	30.0	15.5
1.88	864	625	414	310	217	214	190	157	131	64.1	29.1	15.2
1.90	830	584	390	293	207	207	188	148	126	53.5	28.0	14.8

## Performance Curve



Disclaimer: The manufacturer reserves the right to amend and/or vary the specifications and parameters of the product and apply updates accordingly at any time. It is the sole responsibility of the buyer and user of the product to ensure all applicable product specifications referred to are valid and up to date. All product specifications are available upon request. Batteries must be installed in accordance with standard BS EN IEC 62485-2:2018, and in accordance with manufacturer's guidelines. (available upon request)