



HTB Series

GFM-400HTE (2V400Ah)

Alpha House powered by Sacred Sun HTB VRLA battery uses the latest AGM technology designed for high temperature resistant performance with good cycle life and fast charging acceptance ability. Its average temperature can be 35-40°C. HTB's reduced needs for cooling saves energy and reduces cost. It is suitable for high temperature environments both in floating and cyclic applications.



Benefits

- Long life according to EUROBAT Classification
- Specifically designed for semi-stable mains
- High discharge performance
- 99%+ gas recombination efficiency
- Maximum charge efficiency
- Low self-discharge rate
- Easy installation and handling
- UL94V0 flame retardant container

Applications

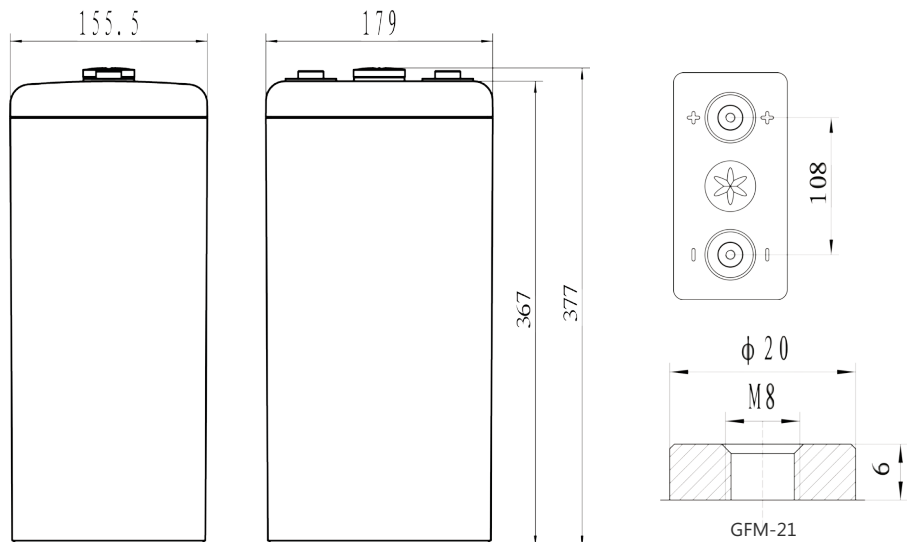
- High temperature BTS
- Unstable grid BTS
- Remote area BTS
- Solar (Wind) energy storage system

Standards

- JIS C8704-1
- JIS C8704-2
- IEC 60896-21/22
- IEC 61427
- EUROBAT guide

Specifications

Drawing



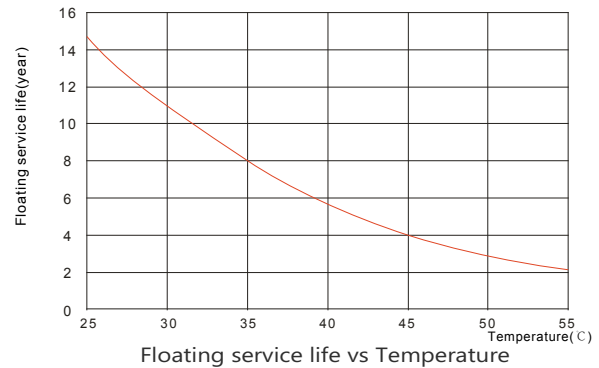
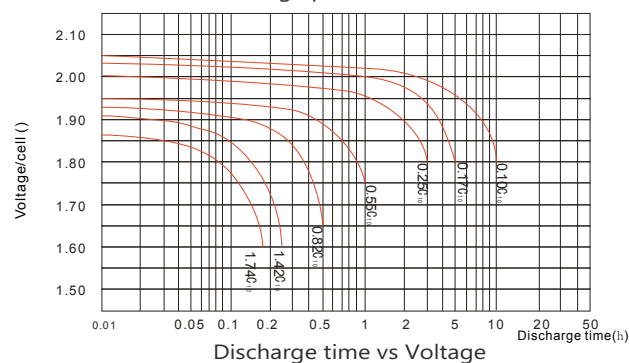
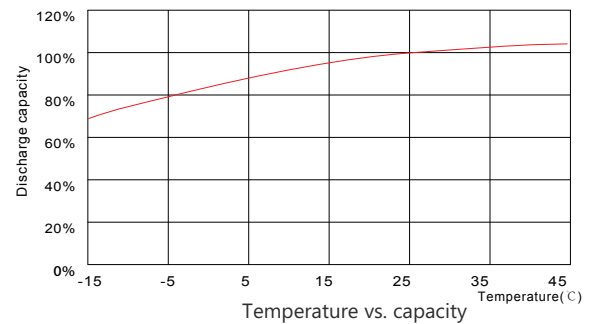
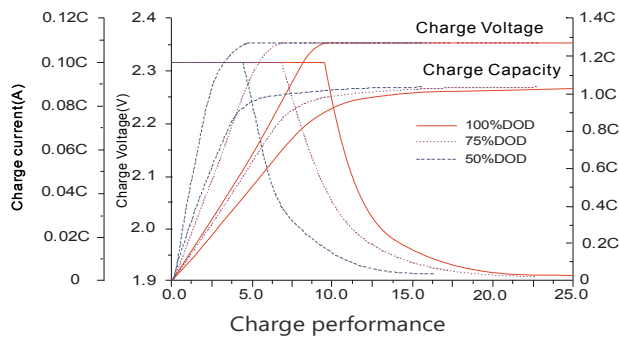
Battery Model	GFM-400HTE			
Design Life (years, 25°C)	15			
Capacity (Ah, 35°C)	10HR (40.6A, 1.80V)	5HR (74A, 1.80V)	3HR (107A, 1.80V)	1HR (235A, 1.75V)
	406	370	232.2	235
Dimensions (mm)	Length	Width	Height	Total Height
	155.5	179	367	377
Approx. Weight (kg)	25.3			
Reference Internal Resistance (mΩ)	0.35 (fully charged @ 25°C)			
Maximum Discharge Current (A/5 Sec.)	2200			
Self-Discharge (25°C)	≤1.0 % per month			
Charge Voltage (V/cell, 25°C)	Cycle use		Float use	
	2.35 (-3.5mV/°C/cell), max charge current: 80A		2.25 (-3.5mV/°C/cell)	
Short Circuit Current (A)	5000			

Discharge Data

Constant Current Discharge Data (35°C, A)												
End Voltage (V/cell)	min	h										
	30	1	2	3	4	5	6	8	10	24	48	100
1.75	338	235	147	109	91	74	65.6	52.3	43.5	19.4	10.1	5.6
1.80	324	228	143	107	90	74	64.7	51.7	40.6	19.2	9.7	5.5
1.85	304	207	140	104	88	72	63.8	50.6	39.4	19.0	9.4	5.2
1.88	260	174	132	89	78	67	63.3	45.4	37.3	17.0	8.7	4.9
1.90	228	163	124	85	76	66	62.9	44.6	36.6	16.3	8.5	4.8

Constant Power Discharge Data (35°C, W/cell)												
End Voltage (V/cell)	min	h										
	30	1	2	3	4	5	6	8	10	24	48	100
1.75	613	432	284	211	151	145	128	105	88	43.3	20.0	10.3
1.80	575	417	276	206	144	143	126	104	87	42.9	19.3	10.0
1.85	538	375	241	187	132	134	124	95	81	34.9	18.0	9.7
1.88	480	343	225	178	125	126	121	94	79	34.1	17.3	9.5
1.90	416	294	206	150	119	117	119	91	75	32.9	16.6	9.1

Performance Curve



Disclaimer: The manufacturer reserves the right to amend and/or vary the specifications and parameters of the product and apply updates accordingly at any time. It is the sole responsibility of the buyer and user of the product to ensure all applicable product specifications referred to are valid, applicable and up to date at all times. All product specifications are available upon written request to Alpha House Ltd. All batteries must be installed, used and maintained at all times in accordance with standard BS EN IEC 62485-2:2018, and specifically installed, used and maintained at all times in accordance with manufacturer's guidelines and product specification documentation. (All top terminal, front terminal and top vented batteries must be positioned horizontally, plumb and level at all times unless specified otherwise by the manufacturer. Further details are available upon written request to Alpha House Ltd.)