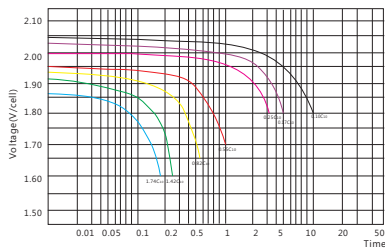


Discharge Data

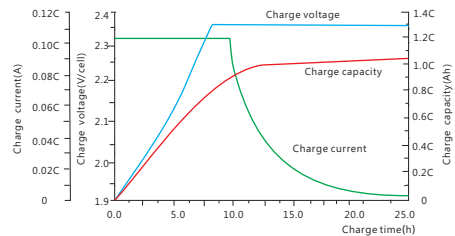
Constant Current Discharge Data (25°C, A)														
End Voltage (V/cell)	min					h								
	5	10	15	30	45	1	2	3	4	5	6	8	10	20
1.60	418.1	334.5	276.4	189.4	132.1	100.57	60.09	43.30	35.5	28.60	24.30	19.00	15.80	8.45
1.65	390.7	306.4	262.0	177.5	121.4	95.20	58.72	42.20	34.8	28.30	24.30	18.80	15.6	8.36
1.70	359.2	275.6	241.5	165.6	112.5	86.72	57.21	41.30	34.1	28.00	24.00	18.60	15.4	8.32
1.75	331.1	252.6	227.0	158.8	109.7	84.53	56.30	40.80	33.5	27.70	23.70	18.40	15.30	8.28
1.80	295.3	234.7	209.0	145.9	98.5	78.32	54.71	40.20	33.3	27.30	23.50	18.20	15.0	8.26

Constant Power Discharge Data (25°C, W/cell)														
End Voltage (V/cell)	min					h								
	5	10	15	30	45	1	2	3	4	5	6	8	10	20
1.60	712.0	573.0	455.0	350.0	265.0	192	138	95.00	72.00	54.50	42.50	32.00	23.00	16.40
1.65	680.0	540.0	425.0	330.0	258.0	186	135	95.00	71.00	54.20	42.30	31.60	23	16.40
1.70	648.0	502.0	395.0	315.0	248.0	182	133	93.00	70.00	54.00	42.00	31.20	22.8	16.38
1.75	611.0	480.0	376.0	300.0	245.0	176	129.5	92.00	69.00	53.60	41.80	31.00	22.50	16.36
1.80	569.0	455.0	360.0	289.0	235.0	172.0	126.0	90.00	68.50	53.20	41.00	30.80	22	16.35

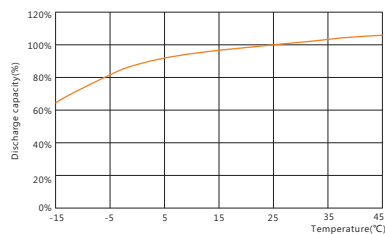
Performance Curve



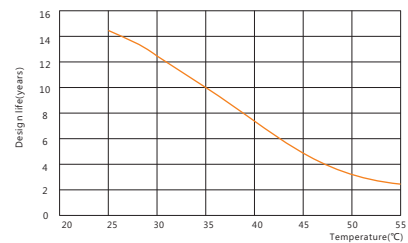
Discharge Performance



Charge Performance



Temperature vs. capacity



Design life vs. temperature



Disclaimer: The manufacturer reserves the right to amend and/or vary the specifications and parameters of the product and apply updates accordingly at any time. It is the sole responsibility of the buyer and user of the product to ensure all applicable product specifications referred to are valid and up to date. All product specifications are available upon request. Batteries must be installed in accordance with standard BS EN IEC 62485-2:2018, and in accordance with manufacturer's guidelines. (available upon request)