



FT Series

FTA12-100 (12V100Ah)



Alpha House powered by Sacred Sun front terminal batteries have been designed specifically for applications which demand the highest levels of security and reliability. The monoblocs have excellent high rate performance, compact design and standard footprint for 19" and 23" cabinets. Thick Pb-Ca-Sn alloy grids are designed to resist corrosion and prolong service life.

Benefits

- Long life according to EUROBAT Classification
- High discharge performance
- High gas recombination efficiency
- Maximum charge efficiency
- Low self-discharge rate
- Easy installation and handling
- Centralized venting system

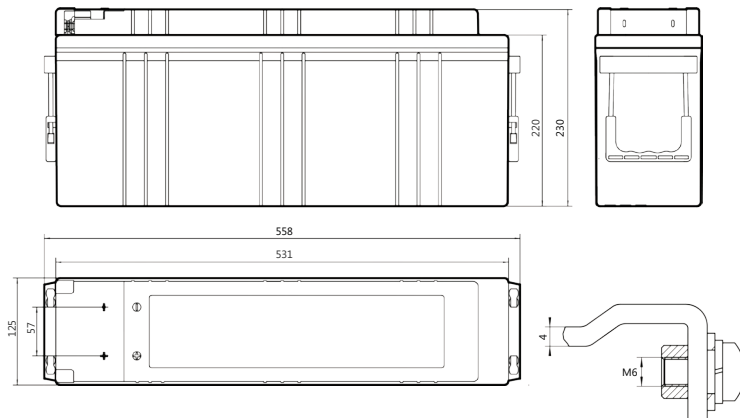
Applications

- Telecommunications
- Power system
- UPS
- Emergency power
- Data centre

Standards

- IEC 60896-21/22
- BS 6290-4
- EUROBAT guide

Drawing



FT-55

Specifications

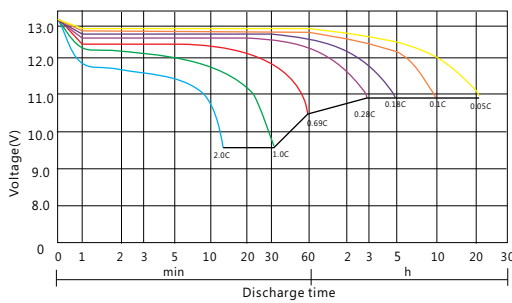
Battery Model	FTA12-100			
Design Life (years, 25°C)	12			
Capacity (Ah, 25°C)	10HR (10.0A, 1.80V)	5HR (18.0A, 1.80V)	3HR (26.48A, 1.80V)	1HR(55.9A, 1.75V)
	100	90	79.44	55.9
Dimensions (mm)	Length	Width	Height	Total Height
	558	125	230	230
Approx. Weight (kg)	36.3			
Reference Internal Resistance (mΩ)	4.8 (fully charged @ 25°C)			
Maximum Discharge Current (A/3 Sec.)	895			
Self-Discharge (25°C)	≤ 1.5% per month			
Charge Voltage (V/cell, 25°C)	Cycle use		Float use	
	2.35 (-3.5mV/°C/cell), max charge current: 20A		2.25 (-3.5mV/°C/cell)	
Short Circuit Current (A)	2650			

Discharge Data

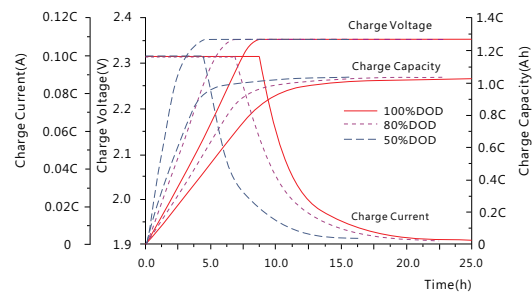
Constant Current Discharge Data (25°C, A)														
End Voltage (V/cell)	min					h								
	5	10	15	30	45	1	2	3	4	5	6	8	10	20
1.60	266.0	221.0	182.6	125.2	87.3	66.5	39.7	28.64	23.1	18.88	16.08	12.48	10.48	5.63
1.65	253.2	202.4	173.1	117.3	80.2	62.9	38.8	27.84	22.1	18.64	16.08	12.40	10.32	5.58
1.70	237.3	182.1	159.6	109.4	74.4	57.3	37.8	27.28	21.9	18.48	15.84	12.32	10.32	5.54
1.75	218.7	166.9	150.0	104.9	72.5	55.9	37.2	26.96	21.3	18.24	15.68	12.16	10.16	5.52
1.80	195.1	155.1	138.1	96.4	65.1	51.8	36.2	26.48	20.9	18.00	15.52	12.00	10.0	5.50

Constant Power Discharge Data (25°C, W/cell)														
End Voltage (V/cell)	min					h								
	5	10	15	30	45	1	2	3	4	5	6	8	10	20
1.60	485.4	416.8	342.4	214.4	178.4	134.4	80.00	54.40	44.64	36.00	30.88	24.00	20.16	10.88
1.65	460.4	393.6	323.2	206.4	173.6	129.6	78.64	53.20	44.16	35.84	30.80	23.84	20.13	10.84
1.70	428.0	366.4	313.6	198.4	168.8	128.0	77.36	52.40	43.52	35.68	30.64	23.76	20.10	10.80
1.75	403.2	338.4	286.4	192.0	166.4	124.0	76.64	51.84	43.04	35.44	30.40	23.60	20.00	10.76
1.80	375.2	310.4	265.6	184.0	161.6	121.6	74.60	51.44	42.8	35.12	30.24	23.44	19.76	10.71

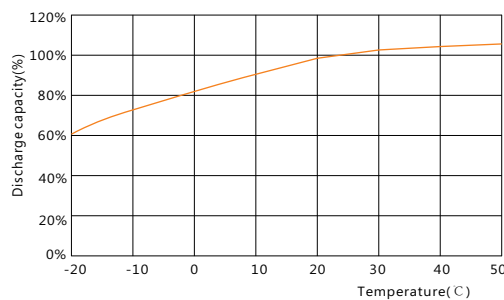
Performance Curve



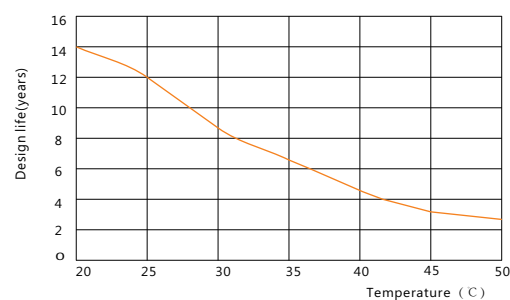
Discharge voltage vs. discharge time



Charge capacity vs. charge time



Discharge capacity vs. temperature



Design life vs. temperature



Disclaimer: The manufacturer reserves the right to amend and/or vary the specifications and parameters of the product and apply updates accordingly at any time. It is the sole responsibility of the buyer and user of the product to ensure all applicable product specifications referred to are valid, applicable and up to date at all times. All product specifications are available upon written request to Alpha House Ltd. All batteries must be installed, used and maintained at all times in accordance with standard BS EN IEC 62485-2:2018, and specifically installed, used and maintained at all times in accordance with manufacturer's guidelines and product specification documentation. (All top terminal, front terminal and top vented batteries must be positioned horizontally, plumb and level at all times unless specified otherwise by the manufacturer. Further details are available upon written request to Alpha House Ltd.)