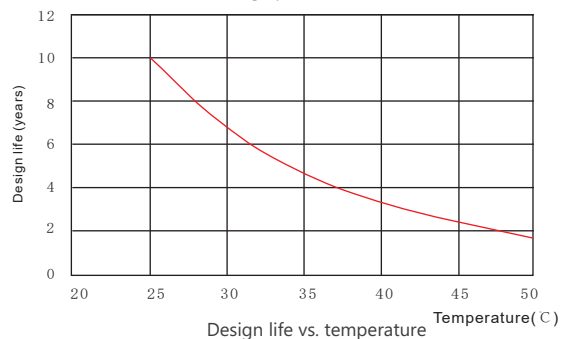
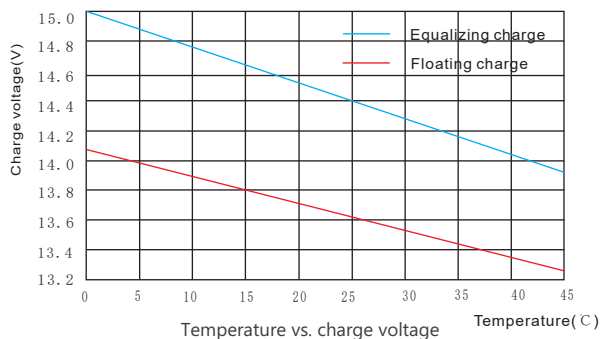
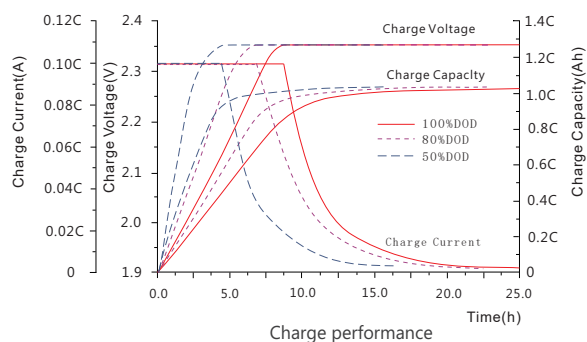
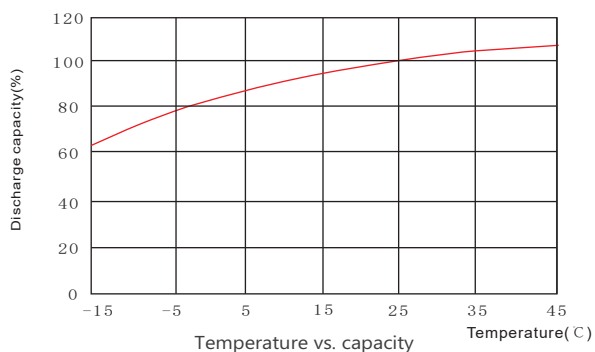


Discharge Data

Constant Current Discharge Data (25°C, A)																
End Voltage (V/cell)	min							h								
	5	10	15	20	30	40	50	1	1.5	2	3	4	5	6	8	10
1.60	450.7	332.5	273.4	226.6	153.2	119.3	100.4	93.0	68.8	55.5	41.0	32.9	27.9	24.27	19.26	15.85
1.65	419.5	314.9	261.1	218.8	147.2	116.3	98.00	90.2	67.0	54.1	40.0	32.3	27.3	23.86	18.93	15.64
1.70	398.6	299.0	245.1	209.1	141.6	112.9	94.57	86.6	65.4	52.8	39.1	31.6	26.7	23.35	18.67	15.44
1.75	370.5	281.5	232.0	198.6	135.1	108.5	90.89	82.5	63.5	51.8	38.2	31.0	26.3	22.93	18.34	15.21
1.80	347.6	264.7	220.9	189.7	129.3	102.5	87.36	79.5	62.2	50.8	37.5	30.5	25.7	22.51	18.10	15.00

Constant Power Discharge Data (25°C, W/cell)																
End Voltage (V/cell)	min							h								
	5	10	15	20	30	40	50	1	1.5	2	3	4	5	6	8	10
1.60	775.0	572.2	481.1	407.3	294.0	224.0	188.3	164.5	134.5	111.7	85.7	66.7	56.1	49.07	39.77	32.36
1.65	718.5	545.4	458.4	392.5	283.1	217.4	183.3	160.4	131.3	109.7	84.1	65.7	55.2	48.29	39.15	31.82
1.70	686.7	517.5	440.7	379.0	273.4	210.7	178.5	156.0	128.2	107.6	82.5	64.7	54.4	47.65	38.64	31.36
1.75	655.8	491.7	420.5	362.9	263.9	203.0	173.8	152.1	125.6	105.9	80.9	63.5	53.5	47.03	38.06	30.86
1.80	621.9	469.5	406.1	350.4	254.6	195.7	169.3	148.2	122.5	103.6	79.6	62.3	52.6	46.32	37.48	30.38

Performance Curve



Disclaimer: The manufacturer reserves the right to amend and/or vary the specifications and parameters of the product and apply updates accordingly at any time. It is the sole responsibility of the buyer and user of the product to ensure all applicable product specifications referred to are valid and up to date. All product specifications are available upon request. Batteries must be installed in accordance with standard BS EN IEC 62485-2:2018, and in accordance with manufacturer's guidelines. (available upon request)