



AH12-55C

(12V-55Ah)
Deep Cycle

ALPHA HOUSE

intelligent power

New Image



Coming Soon

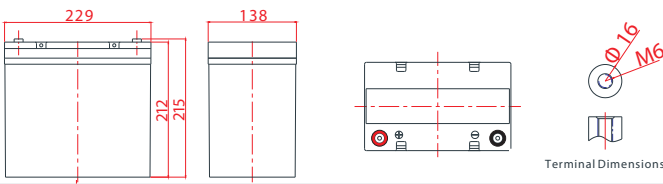
General Features

- > Nanosilica colloidal electrolyte and high tin positive plate alloy design to enhance battery performance
- > Relatively rich electrolyte, high temperature and low temperature performance is superior
- > Long cycle life, excellent deep cycle discharge ability
- > Excellent charge acceptance ability
- > Precision sealing technology
- > Long life

Manufacturer's Certificates



Dimensions: 229(L)×138(W)×212(H)×215(TH) Unit: mm



Applications

- > UPS/ EPS
- > Power systems
- > Telecommunications system
- > Emergency lighting, Auto control system
- > Solar / wind energy and other new energy storage
- > Other general purpose

Specification

Nominal Voltage	12V
Nominal Capacity	55Ah
Design Life	10 years
Terminal	T16 (M6)
Terminal Torque	3.9~5.4 Nm
Approx. Weight	17.5kg (38.6lbs)
Container Material	ABS
Rated Capacity	55.0Ah 10Hour Rate (5.50A to 10.8V)
	43.5Ah 3Hour Rate (14.5A to 10.8V)
	35.3Ah 1Hour Rate (35.3A to 10.5V)
Internal Resistance	Full charged at 25°C: 9.0 mΩ
Max. Discharge Current	660A(5S)
Operating Temperature	Discharge: -40~60°C(-40~140°F)
	Charge: -20~50°C(-4~122°F)
	Storage: -20~50°C(-4~122°F)
Charge Current:	Max. 13.8A ; Recom.5.5A
Charge Method (25 °C)	Float Charge:13.5-13.8V,recom.13.5V(-18mV/ °C)
	Equalize Charge:13.8-14.1V,recom.14.1V(-24mV/ °C)
	Cycle Charge:14.4-15.0V,recom.14.4V(-30mV/ °C)
Self Discharge	3% of capacity declined per month at 25°C

Constant Current Discharge Characteristics Unit: A (25°C, 77°F)

FV/Time	15min	30min	1h	2h	3h	5h	8h	10h	20h
1.60V	101	61.4	36.3	20.8	15.1	10.1	6.66	5.69	3.00
1.65V	97.9	60.4	36.1	20.7	14.9	10.0	6.60	5.64	2.98
1.70V	95.8	59.3	35.8	20.5	14.7	9.93	6.55	5.58	2.96
1.75V	92.7	58.8	35.3	20.2	14.6	9.82	6.50	5.53	2.95
1.80V	86.4	56.3	34.4	19.9	14.5	9.56	6.44	5.50	2.94
1.85V	77.1	51.3	31.9	18.9	13.6	9.09	6.18	5.31	2.89

Constant Power Discharge Characteristics Unit: W/cell (25°C, 77°F)

FV/Time	15min	30min	1h	2h	3h	5h	8h	10h	20h
1.60V	178	111	68.6	39.4	28.7	19.2	12.9	10.9	5.93
1.65V	175	110	68.1	39.2	28.4	19.1	12.8	10.8	5.90
1.70V	173	110	67.6	39.1	28.2	19.0	12.8	10.7	5.87
1.75V	172	110	67.0	38.9	28.0	18.9	12.7	10.6	5.85
1.80V	162	107	66.5	38.8	27.9	18.6	12.6	10.5	5.82
1.85V	145	98.1	61.7	37.0	26.6	17.8	12.1	10.3	5.76



ALPHA HOUSE

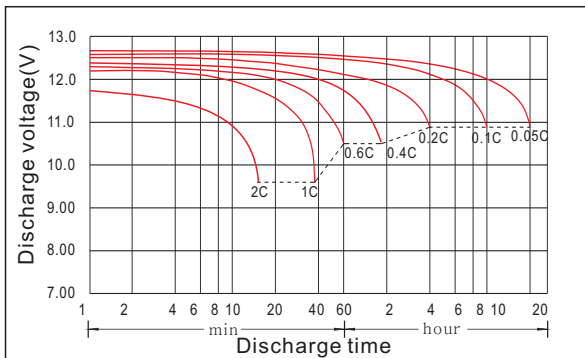
intelligent power

AH12-55C

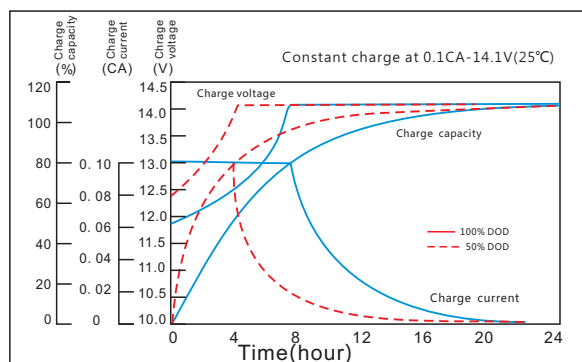
(12V-55Ah)

Deep Cycle

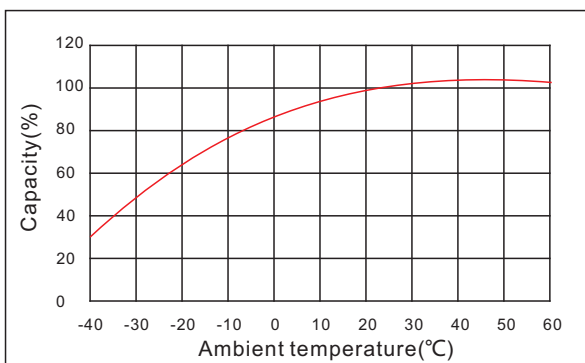
Discharge characteristic



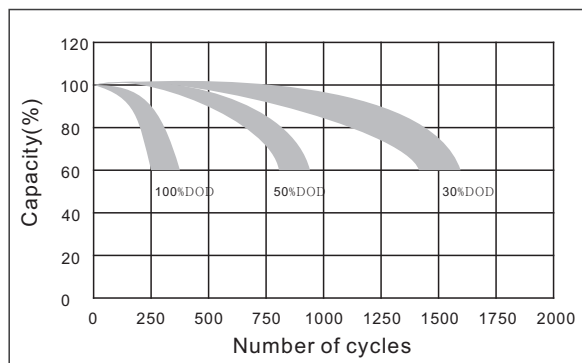
Charging characteristic



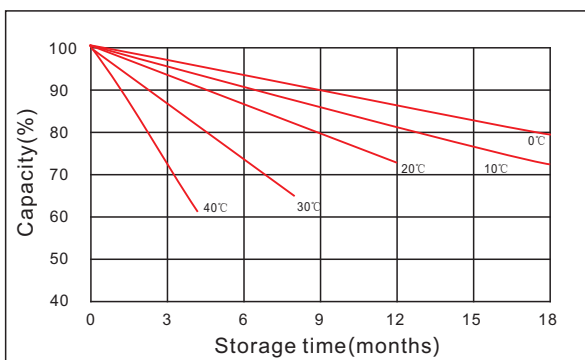
The effect of temperature on capacity



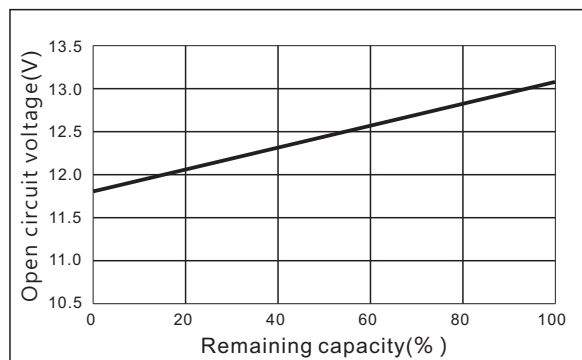
The effect of discharge depth on cycle life



Curves of self-discharge



Curves of open circuit voltage vs. capacity



Disclaimer: The manufacturer reserves the right to amend and/or vary the specifications and parameters of the product and apply updates accordingly at any time. It is the sole responsibility of the buyer and user of the product to ensure all applicable product specifications referred to are valid and up to date. All product specifications are available upon request. Batteries must be installed in accordance with standard BS EN IEC 62485-2:2018, and in accordance with manufacturer's guidelines. (available upon request)

